

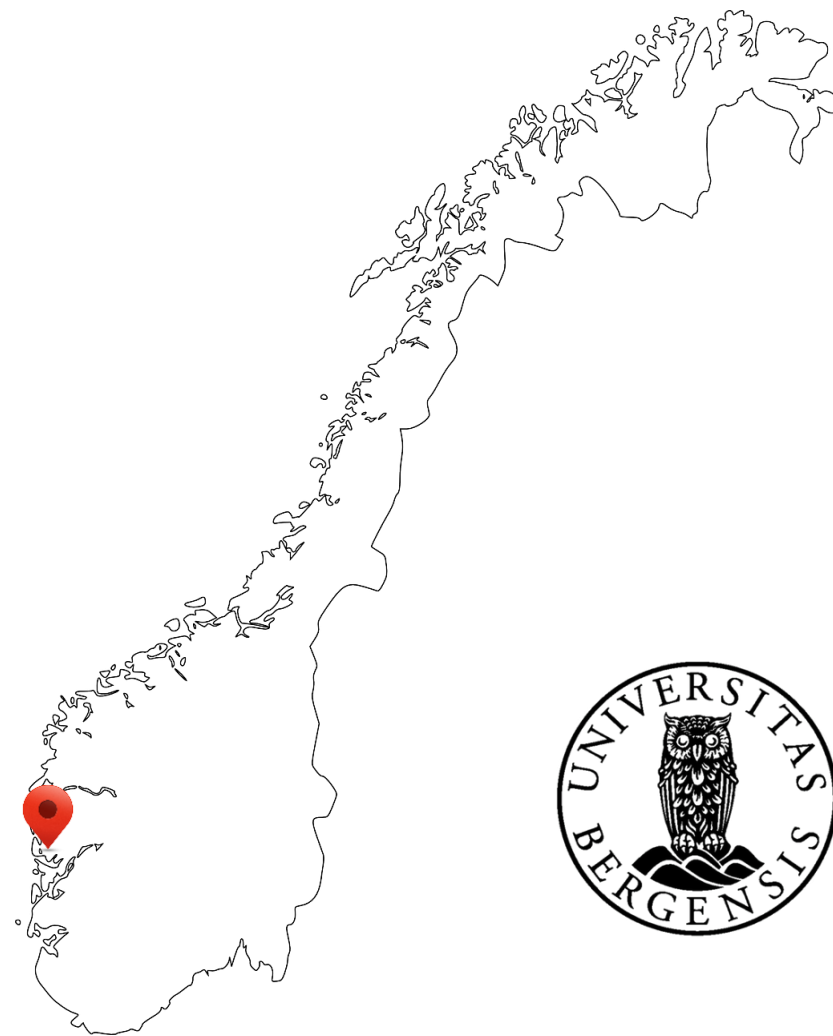
The background of the image is a stylized representation of the University of Bergen logo, which is a red cross on a white field. The cross is composed of four red quadrants meeting at a central white point. The quadrants are separated by thin white lines, and the entire design is set against a dark blue background.

UNIVERSITY OF BERGEN

BY VERENA SCHUSTER

AGENDA

- Learning outcomes
- Challenges
- Tipps
- Experiences & Trips



LEARNINGS & CHALLENGES

LEARNING OUTCOMES

- Norwegian language & culture
- Improved English & social skills
- How easy it is to study abroad in Europe
- How easy it is to find international friends
- How another university is handling classes and exams

CHALLENGES

- Different course registration system
- Traveling alone
- Estimation of ECTS effort
- Shared housing
- Missing family & friends
- Getting sick

TIPPS FOR STUDYING ABROAD

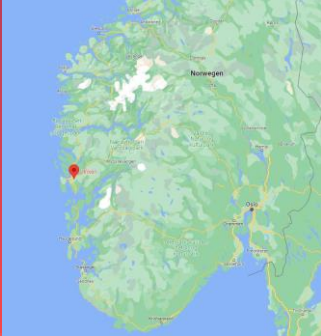
TIPPS FOR STUDYING ABROAD

- Arrive not too late – there could be some events for beginners
- Travel during your stay (and before/afterwards)
- Don't overload your courses
- Learn the native language
- Check if there is an outdoor adventure club (BSI Friluft in Bergen)

MEMORABLE EXPERIENCES

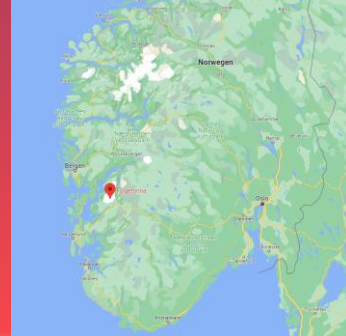


EVENING HIKE TO THE TOP OF ULRIKEN



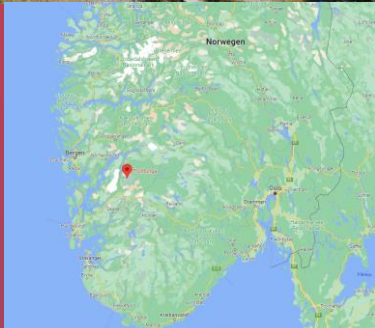


GLACIER TOUR ON FOLGEFONNA & KAYAKING



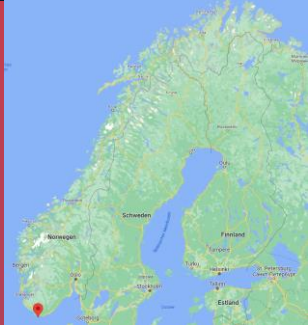


4 DAY HIKE TO TROLLTUNGA



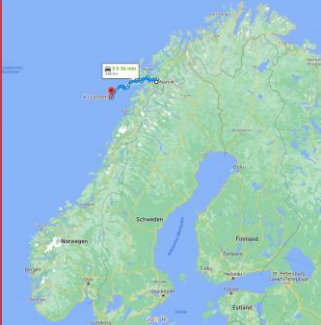


LINDESNES





LOFOTEN



THANK YOU FOR YOUR ATTENTION

IF YOU HAVE QUESTIONS, ASK ME:

E11810346@STUDENT.TUWIEN.AC.AT